

# COMPENSADOR DOBLE ONDA PN10/16/150# BRIDAS

## DOUBLE WAVE EXPANSION JOINT PN10/16/150# FLANGED



Fig. 6320

### Características / Features

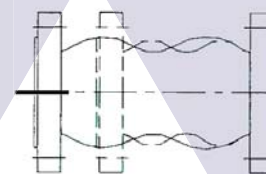
Diseño / Design	Manguito elástico reforzado con nylon / Nylon reinforced elastic sleeve
Rating	PN10/16/150#
Distancia entre caras / Face to face	Según tabla de dimensiones / According to dimension table
Extremos / Ends	Bridas DIN / DIN Flanged

### Materiales / Materials

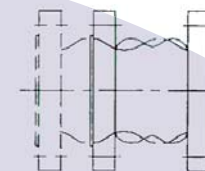
Nº	Descripción / Part name	Material
1	Cuerpo / Body	EPDM / NBR + Refuerzo textil / Textile reinforcement
2	Aros / Rings	Acero de muelle / Spring steel
3	Bridas / Flanged	Acero cadmiado / Cadmium plated steel

### Dimensiones / Main dimensions

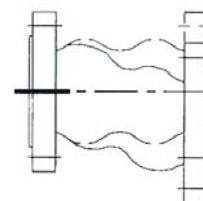
DN	L	Desplazamiento Axial / Axial displacement		Desplazamiento horizontal / Horizontal Displacement	Deflexión angular / Angular Deflection
		Elongación / Elongation	Compresión / Compression		
32	165	20	50	45	30°
40	175	20	50	45	30°
50	175	20	50	45	30°
65	175	20	50	45	30°
80	175	20	50	40	30°
100	225	30	50	40	30°
125	230	30	50	40	30°
150	325	30	50	40	30°
200	325	35	50	40	30°
250	325	35	60	35	30°
300	325	35	60	35	30°
350	350	20	40	30	30°
400	350	20	40	30	30°
450	350	20	40	30	30°
500	350	25	40	30	30°
600	350	25	40	30	30°



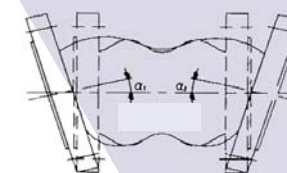
Elongación axial  
Axial Elongation



Compresión axial  
Axial Compression



Desplazamiento horizontal  
Horizontal Displacement



Deflexión angular  
Angular Deflection

